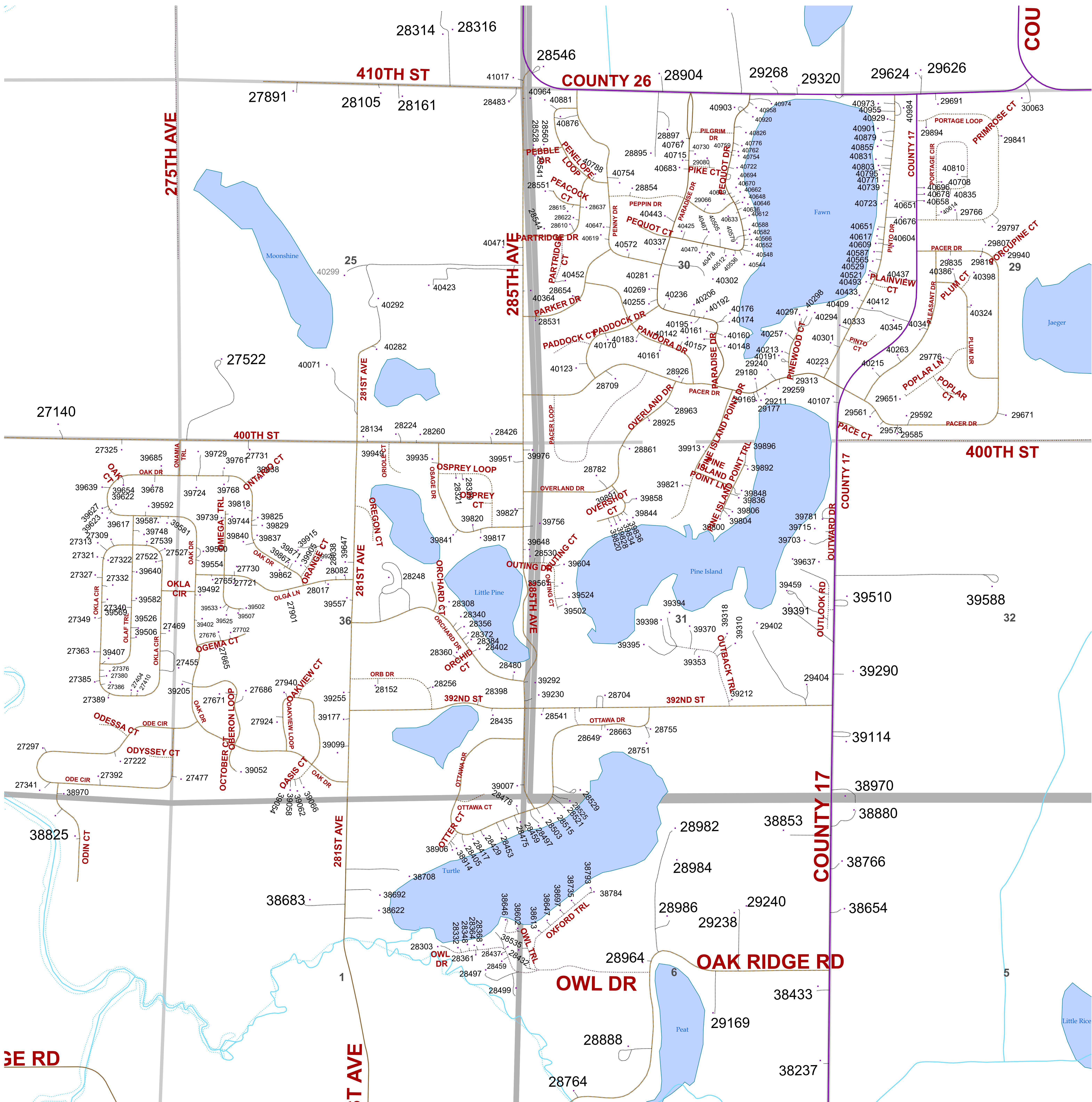


911 ADDRESSES

TODD COUNTY, MINNESOTA

SYLVAN SHORES AREA



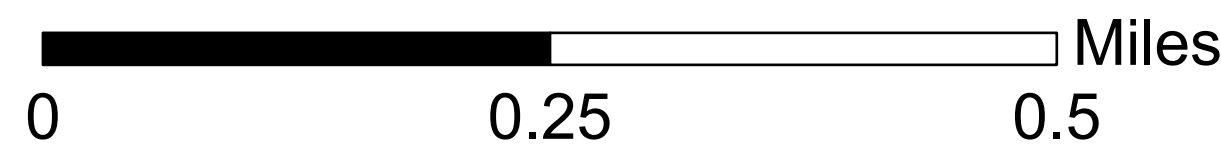
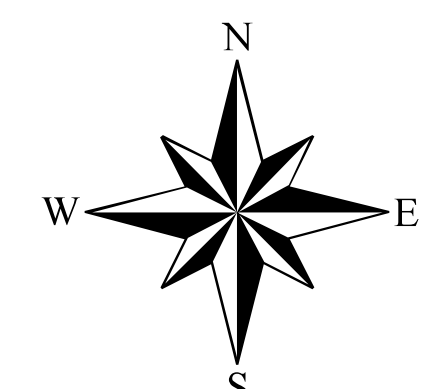
1:6,000



GIS & Land Services
215 1st Ave S - Suite 102
Long Prairie, MN 56347
(phone) 320-732-4248
(fax) 320-732-4803
www.co.todd.mn.us

Date: May 07, 2024

- Interstate
- U.S. Highway
- State Highway
- CSAH-Paved
- CSAH-Gravel
- County Road-Paved
- County Road-Gravel
- TWP-Paved
- TWP-Gravel
- Min. Maintenance
- Municipal
- Private Road
- Driveway
- Address Site
- Section
- Stream
- Lake
- City



The Todd County GIS & Land Services Department has made every effort to provide the most accurate and up-to-date information available in this publication and cannot be held responsible for any unforeseen errors or omissions. If the recipient wishes to locate parcel corners and property lines, employ the services of a Registered Land Surveyor.