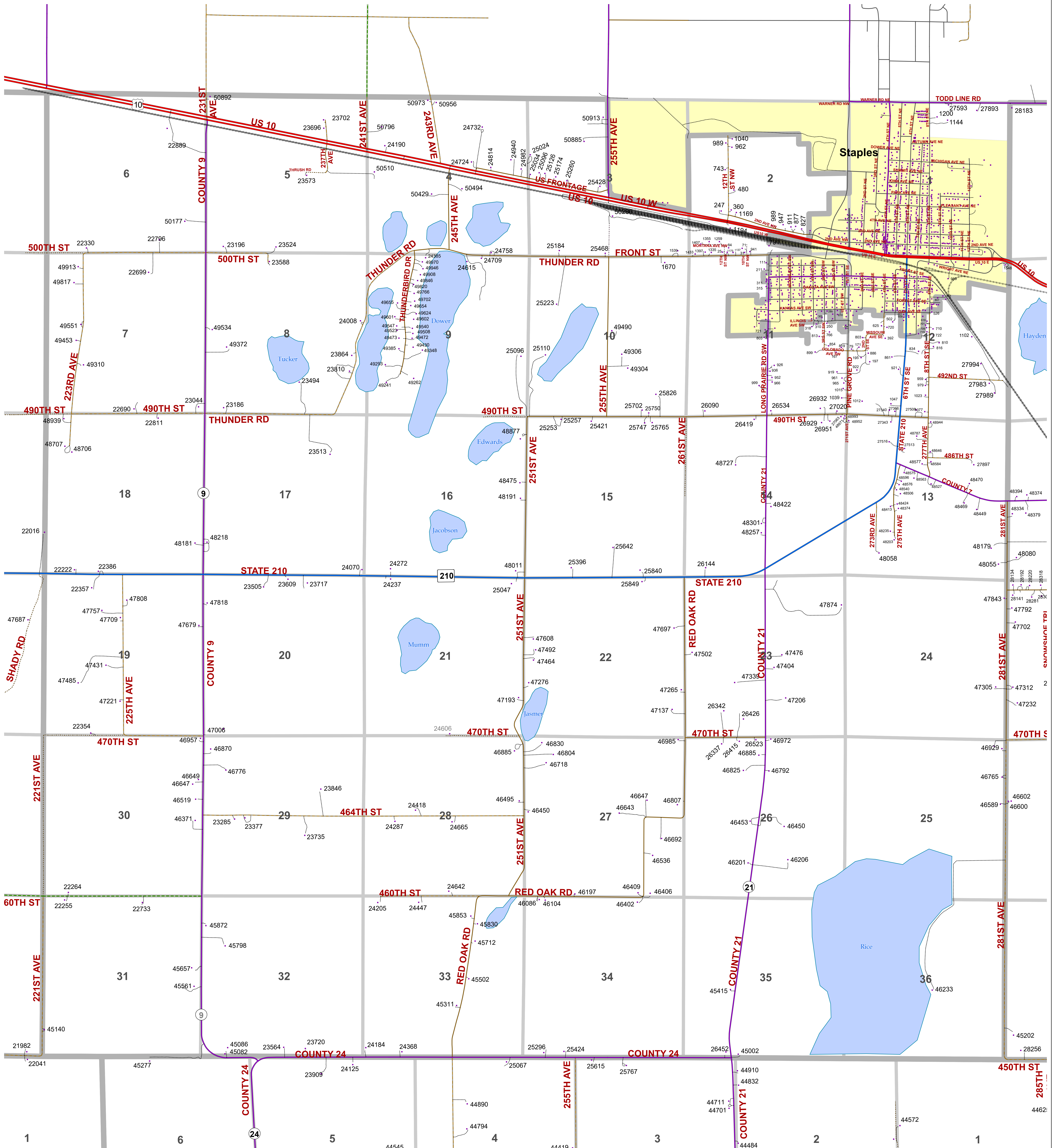


Todd County, Minnesota

E911 Address Locations

TOWNSHIP: STAPLES T133N R33 W



Todd County



Todd County GIS
215 1st Ave S - Suite 102
Long Prairie, MN 56347
320-732-4248
www.co.todd.mn.us

Created: June 2025

Interstate

U.S. Highway

State Highway

CSAH-Paved

CSAH-Gravel

County Road-Paved

County Road-Gravel

TWP-Paved

1:13,000

TWP-Gravel

Min. Maintenance

Municipal

Private Road

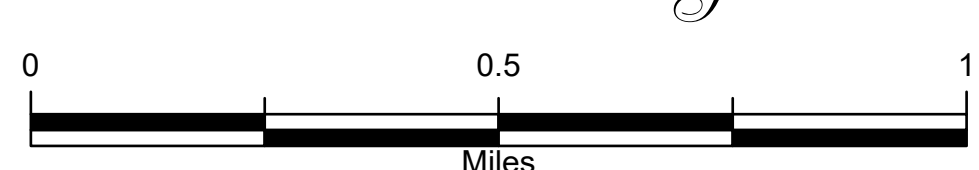

Address Site

Driveway

Lake

Stream

City



The Todd County GIS Department has made every effort to provide the most accurate and up-to-date information available in this publication and cannot be held responsible for any unforeseen errors or omissions.